



Online HR Services - Return on Investment Calculator

1) Select one of the following that best describes your employee benefits program:

Basic

Same benefits and policies for all employees

Limited Differentiation

Some variations of benefits and policies limited to no more than 3 separate groups

Complex

Multiple variations of benefits and policies involving more than 4 separate groups

2) Enter the following information:

Number of Employees:






Average Annual Pay:

Number of Locations:

3) Select one of the following Empliant services:

<p>Benefits Administration Year-round Benefits Center; Knowledge Center; Manager's Guide</p>	<p>Benefits Center Only Year-round Benefits Center for Enrollment and Changes</p>	<p>Outsourced Annual Enrollment Only Benefits Center for Annual Enrollment and Changes only – 3 month window</p>	<p>Knowledge Center Only All benefits information and employee handbook; Manager's Guide</p>
---	--	---	---

4) Insert your estimated annual costs for the processes below: 

Benefits Administration and HR Processes	Current Values (PEPY)	Average Values (similar size organization)
Hours of lost employee productivity – searching for answers 		
Hours of management time handling issues with 15% of employees		
Creation, printing, and distribution of enrollment materials		
Creation, printing, and distribution of Handbook & Manager's Guide 		
Handling Inquiries: Orientation and communications meetings		
Error Correction: Employee and HR time; forms re-processing 		
Cost of HR Department Travel (average 2 per site per year) 		
Reporting – carrier reports, premium reports 		

Annual Cost Using Traditional HR Methods:

Ongoing costs using Web-Based Delivery:

Gross Annual Savings:

Empliant First Year Costs: 

Net First Year Savings:

Return on Investment:

Empliant Costs 

Estimated One-time Implementation Fee:

Per Employee Per Month Fee: